



Cambridge O Level

COMPUTER SCIENCE

2210/22

Paper 2

May/June 2021

MARK SCHEME

Maximum Mark: 50

Published

This mark scheme is published as an aid to teachers and candidates, to indicate the requirements of the examination. It shows the basis on which Examiners were instructed to award marks. It does not indicate the details of the discussions that took place at an Examiners' meeting before marking began, which would have considered the acceptability of alternative answers.

Mark schemes should be read in conjunction with the question paper and the Principal Examiner Report for Teachers.

Cambridge International will not enter into discussions about these mark schemes.

Cambridge International is publishing the mark schemes for the May/June 2021 series for most Cambridge IGCSE™, Cambridge International A and AS Level components and some Cambridge O Level components.

This document consists of **13** printed pages.

PUBLISHED**Generic Marking Principles**

These general marking principles must be applied by all examiners when marking candidate answers. They should be applied alongside the specific content of the mark scheme or generic level descriptors for a question. Each question paper and mark scheme will also comply with these marking principles.

GENERIC MARKING PRINCIPLE 1:

Marks must be awarded in line with:

- the specific content of the mark scheme or the generic level descriptors for the question
- the specific skills defined in the mark scheme or in the generic level descriptors for the question
- the standard of response required by a candidate as exemplified by the standardisation scripts.

GENERIC MARKING PRINCIPLE 2:

Marks awarded are always **whole marks** (not half marks, or other fractions).

GENERIC MARKING PRINCIPLE 3:

Marks must be awarded **positively**:

- marks are awarded for correct/valid answers, as defined in the mark scheme. However, credit is given for valid answers which go beyond the scope of the syllabus and mark scheme, referring to your Team Leader as appropriate
- marks are awarded when candidates clearly demonstrate what they know and can do
- marks are not deducted for errors
- marks are not deducted for omissions
- answers should only be judged on the quality of spelling, punctuation and grammar when these features are specifically assessed by the question as indicated by the mark scheme. The meaning, however, should be unambiguous.

GENERIC MARKING PRINCIPLE 4:

Rules must be applied consistently, e.g. in situations where candidates have not followed instructions or in the application of generic level descriptors.

GENERIC MARKING PRINCIPLE 5:

Marks should be awarded using the full range of marks defined in the mark scheme for the question (however; the use of the full mark range may be limited according to the quality of the candidate responses seen).

GENERIC MARKING PRINCIPLE 6:

Marks awarded are based solely on the requirements as defined in the mark scheme. Marks should not be awarded with grade thresholds or grade descriptors in mind.

Please note the following further points:

The words in **bold** in the mark scheme are important text that needs to be present, or some notion of it needs to be present. It does not have to be the exact word, but something close to the meaning.

If a word is underlined, this **exact** word must be present.

A single forward slash means this is an alternative word. A double forward slash means that this is an alternative mark point.

Ellipsis (...) on the end of one-mark point and the start of the next means that the candidate **cannot** get the second mark point without being awarded the first one. If a MP has ellipsis at the beginning, but there is no ellipsis on the MP before it, then this is just a follow-on sentence and **can** be awarded **without** the previous mark point.

PUBLISHED

| Question | Answer | Marks |
|------------------|--|----------|
| Section A | | |
| 1(a) | <p>Array <code>TrainUpPassengers // TrainUpPassengers []</code> Data type <code>Integer/int</code> Use storing the number of passengers on the train journeys up</p> <p>Many correct answers, this is an example.</p> | 3 |
| 1(b) | <p>One mark for description, one mark for normal data and one mark for erroneous data for two checks</p> <p>Validation check (type check) to check that the number entered is a whole number / integer Normal data 34 Erroneous data two // 1.5</p> <p>Validation check (range check) to check that the value of the number entered is between 1 and 80 / 480 inclusive Normal data 34 Erroneous data 99 // 500</p> <p>Validation check (presence check) to check that a value has been entered Normal data 34 // any data entered Erroneous data "" // blank // no data entered</p> <p>Validation check (length check) to check that a value has 3 digits or fewer // between 1 and 3 digits Normal data 345 Erroneous data 3456</p> <p>Many correct answers, the data are examples only.</p> | 6 |

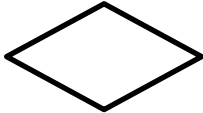


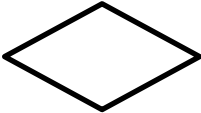


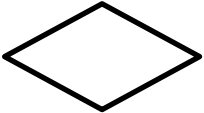


| Question | Answer | Marks |
|----------|--|-------|
| 1(c) | <p>Any six from:</p> <p>MP1 Input number of tickets</p> <p>MP2 Input train up mountain and train down mountain</p> <p>MP3 Suitable prompts seen for inputs that are included</p> <p>MP4 Check that tickets are available on selected train(s)</p> <p>MP5 If available calculate price of tickets ...</p> <p>MP6 ... calculation includes discount if required</p> <p>MP7 Update total passengers / seats available for a train</p> <p>MP8 Update total passengers / seats available for up train and down train</p> <p>MP9 Update total cost for a train</p> <p>MP10 Update total cost for up train and down train</p> <p>Example answers</p> <pre> OUTPUT "How many tickets" INPUT NoTickets OUTPUT "Which Train up the mountain? 1, 2, 3 or 4" INPUT UpNumber OUTPUT "Which Train down the mountain? 1, 2, 3 or 4" INPUT DownNumber IF (DownNumber = 4 AND TrainUp[UpNumber] + NoTickets <= 480 AND TrainDown[DownNumber] + NoTickets <= 640) OR (TrainUp[UpNumber] + NoTickets <= 480 AND TrainDown[DownNumber] + NoTickets <= 480) THEN Cost ← (NoTickets - NoTickets DIV 10) * 50 TrainUp[UpNumber] ← TrainUp[UpNumber] + NoTickets TrainDown[DownNumber] ← TrainUp[DownNumber] + NoTickets TrainUpTotal[UpNumber] ← TrainUpTotal[UpNumber] + Cost / 2 TrainDownTotal[DownNumber] ← TrainDownTotal[DownNumber] + Cost / 2 ENDIF </pre> | 6 |

| Question | Answer | Marks |
|----------|--|-------|
| 1(c) | <pre> graph TD Start([START]) --> Input1[/OUTPUT "Tickets" INPUT Tickets/] Input1 --> Input2[/OUTPUT "Up Train" INPUT UpNo/] Input2 --> Input3[/OUTPUT "Down Train" INPUT DownNo/] Input3 --> Decision{Is Tickets <= UpTickets[UpNo] AND Tickets <= DownTickets[DownNo]?} Decision -- Yes --> Process1[Cost ← (NoTickets - NoTickets DIV 10) * 50] Decision -- No --> Process2[TrainUp[UpNo] ← TrainUp[UpNo] + NoTickets TrainDown[DownNo] ← TrainUp[DownNo] + NoTickets TrainUpTotal[UpNo] ← TrainUpTotal[UpNo] + Cost / 2 TrainDownTotal[DownNo] ← TrainDownTotal[DownNo] + Cost / 2] Process1 --> Process2 Process2 --> End([END]) </pre> | |

| Question | Answer | Marks |
|----------|--|----------|
| 1(d) | <p>Explanation</p> <p>Any five from:</p> <p>MP1 How the program displayed the number of passengers for a journey ...</p> <p>MP2 ... how completed for all trains</p> <p>MP3 How the program displayed the amount of money taken for a journey ...</p> <p>MP4 ... how completed for all trains</p> <p>MP5 How the program calculated the total number of passengers</p> <p>MP6 How the program calculated the total money taken</p> <p>MP7 How the program attempted to select the train journey with the most passengers</p> <p>MP8 How the program attempted to dealt with more than one train being the most popular</p> <p>MP9 How the program displayed the results with suitable messages</p> <p>Programming statements must be given with each explanation.</p> | 5 |

PUBLISHED

| Question | Answer | Marks |
|------------------|--|----------|
| Section B | | |
| 2(a) | <p>Any six from:</p> <p>MP1 Initialisation of large and small variables e.g. Large \leftarrow 0 Small \leftarrow 1000</p> <p>MP2 Use of a loop for 500 entries // or 499 if initialisation done on first correct entry</p> <p>MP3 Input with prompt</p> <p>MP4 Attempt at checking the range of 1 to 999 for input</p> <p>MP5 ... working range check</p> <p>MP6 Checking for a whole number</p> <p>MP7 Selecting largest number</p> <p>MP8 Selecting smallest number</p> <p>MP9 Calculating the range</p> <p>MP10 Outputting the largest, smallest and range with message</p> <pre> Large \leftarrow 0 Small \leftarrow 1000 FOR Count \leftarrow 1 TO 500 REPEAT OUTPUT "Enter a whole number between 1 and 999" INPUT Number UNTIL Number \geq 1 AND Number $<$ 1000 AND Number = Number DIV 1 IF Number $<$ Small THEN Small \leftarrow Number ENDIF IF Number $>$ Large THEN Large \leftarrow Number ENDIF NEXT Range \leftarrow Large - Small OUTPUT "Largest number is ", Large, " Smallest number is ", Small, " Range of numbers is ", Range </pre> | 6 |

| Question | Answer | Marks | | | | | | | | |
|----------------------|--|----------------------|------------------|----------------|---|---------------------|---|---------------------|--|----------|
| 2(b) | <p>One mark for action required and one mark for method used</p> <p>Reduce the amount of numbers entered By decreasing the final value of the loop</p> <p>or</p> <p>Remove the need to input values By using random numbers / a previously populated array</p> | 2 | | | | | | | | |
| 3(a) | <table border="1" style="width: 100%; border-collapse: collapse;"> <thead> <tr> <th data-bbox="331 517 934 549" style="text-align: center;">Pseudocode statement</th> <th data-bbox="934 517 1534 549" style="text-align: center;">Flowchart symbol</th> </tr> </thead> <tbody> <tr> <td data-bbox="331 549 934 705" style="text-align: center;">IF Number = 20</td> <td data-bbox="934 549 1534 705" style="text-align: center;"></td> </tr> <tr> <td data-bbox="331 705 934 890" style="text-align: center;">PRINT Number</td> <td data-bbox="934 705 1534 890" style="text-align: center;"></td> </tr> <tr> <td data-bbox="331 890 934 1075" style="text-align: center;">Number ← Number + 1</td> <td data-bbox="934 890 1534 1075" style="text-align: center;"></td> </tr> </tbody> </table> | Pseudocode statement | Flowchart symbol | IF Number = 20 |  | PRINT Number |  | Number ← Number + 1 |  | 3 |
| Pseudocode statement | Flowchart symbol | | | | | | | | | |
| IF Number = 20 |  | | | | | | | | | |
| PRINT Number |  | | | | | | | | | |
| Number ← Number + 1 |  | | | | | | | | | |
| 3(b) | <table style="width: 100%; border: none;"> <tr> <td style="width: 30%; border: none;">IF Number = 20</td> <td style="width: 30%; border: none;">selection</td> </tr> <tr> <td style="border: none;">PRINT Number</td> <td style="border: none;">output</td> </tr> <tr> <td style="border: none;">Number ← Number + 1</td> <td style="border: none;">counting</td> </tr> </table> | IF Number = 20 | selection | PRINT Number | output | Number ← Number + 1 | counting | 3 | | |
| IF Number = 20 | selection | | | | | | | | | |
| PRINT Number | output | | | | | | | | | |
| Number ← Number + 1 | counting | | | | | | | | | |

| Question | Answer | | | Marks | | | | | | | | | | | | | | | | | | | | | | | | | | | | | | | | | |
|------------|--|-------------------------|--|----------|----------------|--------|--|--|-------------------------|--------|--|--------|--|--|-------------------------|--------|--|--------|--|--|-------------------------|------------|------------|--------|--|--|-------------------------|----------|----------|--------|--|--|-------------------------|-----|--|--------|----------|
| 4(a) | <p>One mark for each correct column</p> <table border="1" data-bbox="331 280 1227 1010"> <thead> <tr> <th data-bbox="331 280 521 347">Password</th> <th data-bbox="521 280 824 347">PasswordRepeat</th> <th data-bbox="824 280 1227 347">OUTPUT</th> </tr> </thead> <tbody> <tr> <td></td> <td></td> <td data-bbox="824 347 1227 414">(Please enter password)</td> </tr> <tr> <td data-bbox="331 414 521 481">Secret</td> <td></td> <td data-bbox="824 414 1227 481">Reject</td> </tr> <tr> <td></td> <td></td> <td data-bbox="824 481 1227 549">(Please enter password)</td> </tr> <tr> <td data-bbox="331 549 521 616">Secret</td> <td></td> <td data-bbox="824 549 1227 616">Reject</td> </tr> <tr> <td></td> <td></td> <td data-bbox="824 616 1227 683">(Please enter password)</td> </tr> <tr> <td data-bbox="331 683 521 750">VerySecret</td> <td data-bbox="521 683 824 750">VerySecret</td> <td data-bbox="824 683 1227 750">Accept</td> </tr> <tr> <td></td> <td></td> <td data-bbox="824 750 1227 817">(Please enter password)</td> </tr> <tr> <td data-bbox="331 817 521 884">Pa55word</td> <td data-bbox="521 817 824 884">Pa55word</td> <td data-bbox="824 817 1227 884">Accept</td> </tr> <tr> <td></td> <td></td> <td data-bbox="824 884 1227 951">(Please enter password)</td> </tr> <tr> <td data-bbox="331 951 521 1010">999</td> <td></td> <td data-bbox="824 951 1227 1010">Reject</td> </tr> </tbody> </table> | | | Password | PasswordRepeat | OUTPUT | | | (Please enter password) | Secret | | Reject | | | (Please enter password) | Secret | | Reject | | | (Please enter password) | VerySecret | VerySecret | Accept | | | (Please enter password) | Pa55word | Pa55word | Accept | | | (Please enter password) | 999 | | Reject | 3 |
| Password | PasswordRepeat | OUTPUT | | | | | | | | | | | | | | | | | | | | | | | | | | | | | | | | | | | |
| | | (Please enter password) | | | | | | | | | | | | | | | | | | | | | | | | | | | | | | | | | | | |
| Secret | | Reject | | | | | | | | | | | | | | | | | | | | | | | | | | | | | | | | | | | |
| | | (Please enter password) | | | | | | | | | | | | | | | | | | | | | | | | | | | | | | | | | | | |
| Secret | | Reject | | | | | | | | | | | | | | | | | | | | | | | | | | | | | | | | | | | |
| | | (Please enter password) | | | | | | | | | | | | | | | | | | | | | | | | | | | | | | | | | | | |
| VerySecret | VerySecret | Accept | | | | | | | | | | | | | | | | | | | | | | | | | | | | | | | | | | | |
| | | (Please enter password) | | | | | | | | | | | | | | | | | | | | | | | | | | | | | | | | | | | |
| Pa55word | Pa55word | Accept | | | | | | | | | | | | | | | | | | | | | | | | | | | | | | | | | | | |
| | | (Please enter password) | | | | | | | | | | | | | | | | | | | | | | | | | | | | | | | | | | | |
| 999 | | Reject | | | | | | | | | | | | | | | | | | | | | | | | | | | | | | | | | | | |

| Question | Answer | Marks |
|----------|---|----------|
| 4(b) | <p>Any four from:</p> <ul style="list-style-type: none"> • Position: before <code>INPUT PasswordRepeat //</code> at start • ...use a (variable) counter (for number of tries) or flag • ... initialise variable counter or flag • Position after <code>IF Length(Password) >= 8 THEN</code> or after <code>INPUT PasswordRepeat</code> • ... insert <code>REPEAT/WHILE/</code> (conditional) loop • Position after <code>OUTPUT "Reject"</code> • ... add one to counter (for number of tries) • ... output a message "Try again" • ... add <code>INPUT PasswordRepeat</code> • Position after <code>OUTPUT "Accept"</code> • ... reset flag to show password matched • Position after <code>ENDIF</code> • ... (insert <code>UNTIL/ENDWHILE</code>) to exit the loop after three tries or if the repeated password matches the original | 4 |

| Question | Answer | Marks |
|----------|---|----------|
| 5(a) | <p>One mark for:</p> <ul style="list-style-type: none"> • Use of <code>FOR</code> loop • Working loop with correct number of iterations • Correct assignment <pre>FOR Count ← 1 TO 20 dataArray[Count] ← 0 NEXT (Count)</pre> | 3 |
| 5(b) | <p>(A <code>FOR</code> loop has) a fixed number of repetitions // No need to manage the loop counter // no need to use another variable for the array index</p> | 1 |

| Question | Answer | Marks | | | | | | | | | | | | | | | | | | | | | | | | | | | | | | | | | | | | | | | | | | | | | | | | | | | | | | | | | | | | | | | | | | |
|-----------|---|-------------------------------------|--------------------------|-------------------------------------|--------------------------|------|-------|-------|-------|-------|-------|-------|--|--|--|--|-------|--------------------------|-------------------------------------|--------------------------|-------------------------------------|-----------|-----------|--|-------|--|-----|--|--|--|--|------|-------|--------|------------|------|----------|-------|-------|-------|-------|-------|-------|-------|--|--|--|--|--|-------|--------------------------|-------------------------------------|--------------------------|-------------------------------------|--------------------------|-----------|-----------|--|---------|--|--|-----|--|--|--|--|--|---|
| 6 | <p>Any three from:</p> <ul style="list-style-type: none"> • TABLE row not completed • POSITION column not required // POSITION criteria not required • No criteria set in the size column • No criteria set in the flower column <p>Field:</p> <table border="1" data-bbox="486 427 1691 820"> <tr> <td>SIZE</td> <td>PRICE</td> <td>FLOWER</td> <td>NUMBERSOLD</td> <td>NAME</td> </tr> <tr> <td>PLANT</td> <td>PLANT</td> <td>PLANT</td> <td>PLANT</td> <td>PLANT</td> </tr> <tr> <td>Sort:</td> <td></td> <td></td> <td></td> <td></td> </tr> <tr> <td>Show:</td> <td><input type="checkbox"/></td> <td><input checked="" type="checkbox"/></td> <td><input type="checkbox"/></td> <td><input checked="" type="checkbox"/></td> </tr> <tr> <td>Criteria:</td> <td>= "small"</td> <td></td> <td>False</td> <td></td> </tr> <tr> <td>or:</td> <td></td> <td></td> <td></td> <td></td> </tr> </table> <p>OR</p> <p>Field:</p> <table border="1" data-bbox="486 922 1933 1315"> <tr> <td>SIZE</td> <td>PRICE</td> <td>FLOWER</td> <td>NUMBERSOLD</td> <td>NAME</td> <td>POSITION</td> </tr> <tr> <td>PLANT</td> <td>PLANT</td> <td>PLANT</td> <td>PLANT</td> <td>PLANT</td> <td>PLANT</td> </tr> <tr> <td>Sort:</td> <td></td> <td></td> <td></td> <td></td> <td></td> </tr> <tr> <td>Show:</td> <td><input type="checkbox"/></td> <td><input checked="" type="checkbox"/></td> <td><input type="checkbox"/></td> <td><input checked="" type="checkbox"/></td> <td><input type="checkbox"/></td> </tr> <tr> <td>Criteria:</td> <td>= "small"</td> <td></td> <td>= False</td> <td></td> <td></td> </tr> <tr> <td>or:</td> <td></td> <td></td> <td></td> <td></td> <td></td> </tr> </table> <p>One mark for correct rows Field, Table and Show One mark for correct Criteria row</p> | SIZE | PRICE | FLOWER | NUMBERSOLD | NAME | PLANT | PLANT | PLANT | PLANT | PLANT | Sort: | | | | | Show: | <input type="checkbox"/> | <input checked="" type="checkbox"/> | <input type="checkbox"/> | <input checked="" type="checkbox"/> | Criteria: | = "small" | | False | | or: | | | | | SIZE | PRICE | FLOWER | NUMBERSOLD | NAME | POSITION | PLANT | PLANT | PLANT | PLANT | PLANT | PLANT | Sort: | | | | | | Show: | <input type="checkbox"/> | <input checked="" type="checkbox"/> | <input type="checkbox"/> | <input checked="" type="checkbox"/> | <input type="checkbox"/> | Criteria: | = "small" | | = False | | | or: | | | | | | 5 |
| SIZE | PRICE | FLOWER | NUMBERSOLD | NAME | | | | | | | | | | | | | | | | | | | | | | | | | | | | | | | | | | | | | | | | | | | | | | | | | | | | | | | | | | | | | | | | |
| PLANT | PLANT | PLANT | PLANT | PLANT | | | | | | | | | | | | | | | | | | | | | | | | | | | | | | | | | | | | | | | | | | | | | | | | | | | | | | | | | | | | | | | | |
| Sort: | | | | | | | | | | | | | | | | | | | | | | | | | | | | | | | | | | | | | | | | | | | | | | | | | | | | | | | | | | | | | | | | | | | | |
| Show: | <input type="checkbox"/> | <input checked="" type="checkbox"/> | <input type="checkbox"/> | <input checked="" type="checkbox"/> | | | | | | | | | | | | | | | | | | | | | | | | | | | | | | | | | | | | | | | | | | | | | | | | | | | | | | | | | | | | | | | | |
| Criteria: | = "small" | | False | | | | | | | | | | | | | | | | | | | | | | | | | | | | | | | | | | | | | | | | | | | | | | | | | | | | | | | | | | | | | | | | | |
| or: | | | | | | | | | | | | | | | | | | | | | | | | | | | | | | | | | | | | | | | | | | | | | | | | | | | | | | | | | | | | | | | | | | | | |
| SIZE | PRICE | FLOWER | NUMBERSOLD | NAME | POSITION | | | | | | | | | | | | | | | | | | | | | | | | | | | | | | | | | | | | | | | | | | | | | | | | | | | | | | | | | | | | | | | |
| PLANT | PLANT | PLANT | PLANT | PLANT | PLANT | | | | | | | | | | | | | | | | | | | | | | | | | | | | | | | | | | | | | | | | | | | | | | | | | | | | | | | | | | | | | | | |
| Sort: | | | | | | | | | | | | | | | | | | | | | | | | | | | | | | | | | | | | | | | | | | | | | | | | | | | | | | | | | | | | | | | | | | | | |
| Show: | <input type="checkbox"/> | <input checked="" type="checkbox"/> | <input type="checkbox"/> | <input checked="" type="checkbox"/> | <input type="checkbox"/> | | | | | | | | | | | | | | | | | | | | | | | | | | | | | | | | | | | | | | | | | | | | | | | | | | | | | | | | | | | | | | | |
| Criteria: | = "small" | | = False | | | | | | | | | | | | | | | | | | | | | | | | | | | | | | | | | | | | | | | | | | | | | | | | | | | | | | | | | | | | | | | | | |
| or: | | | | | | | | | | | | | | | | | | | | | | | | | | | | | | | | | | | | | | | | | | | | | | | | | | | | | | | | | | | | | | | | | | | | |