



# Cambridge International AS & A Level

---


**PHYSICS**

**9702/35**

Paper 3 Advanced Practical Skills 1

**October/November 2023**

CONFIDENTIAL INSTRUCTIONS



**This document gives details of how to prepare for and administer the practical exam.**

**The information in this document and the identity of any materials supplied by Cambridge International are confidential and must NOT reach candidates either directly or indirectly.**

**The supervisor must complete the report at the end of this document and return it with the scripts.**

---

**INSTRUCTIONS**

- If you have any queries regarding these confidential instructions, contact Cambridge International stating the centre number, the syllabus and component number and the nature of the query.  
email      [info@cambridgeinternational.org](mailto:info@cambridgeinternational.org)  
phone      +44 1223 553554

---

This document has **8** pages.

## General information about practical exams

Centres must follow the guidance on science practical exams given in the *Cambridge Handbook*.

### Safety

Supervisors must follow national and local regulations relating to safety and first aid.

Only those procedures described in the question paper should be attempted.

Supervisors must inform candidates that materials and apparatus used in the exam should be treated with caution. Suitable eye protection should be used where necessary.

### Before the exam

- The packets containing the question papers must **not** be opened before the exam.
- It is assumed that standard school laboratory facilities, as indicated in the *Guide to Planning Practical Science*, will be available.
- Spare materials and apparatus for the tasks set must be available for candidates, if required.

### During the exam

- It must be made clear to candidates at the start of the exam that they may request spare materials and apparatus for the tasks set.
- Where specified, the supervisor **must** perform the experiments and record the results as instructed. This must be done **out of sight** of the candidates, using the same materials and apparatus as the candidates.
- Any assistance provided to candidates must be recorded in the supervisor's report.
- If any materials or apparatus need to be replaced, for example, in the event of breakage or loss, this must be recorded in the supervisor's report.

### After the exam

- The supervisor must complete a report for each practical session held and each laboratory used.
- Each packet of scripts returned to Cambridge International must contain the following items:
  - the scripts of the candidates specified on the bar code label provided
  - the supervisor's results relevant to these candidates
  - the supervisor's reports relevant to these candidates
  - seating plans for each practical session, referring to each candidate by candidate number
  - the attendance register.

## Specific information for this practical exam

The supervisor must be a teacher of physics or other competent physicist who is familiar with the requirements of this syllabus. During the exam, the supervisor (**not** the invigilator) should obtain a sample set of numerical results by following the relevant steps in the question paper. The results should be clearly labelled 'supervisor's results' and recorded on the supervisor's report or on a spare copy of the question paper.

### Organisation of the exam

- The number of sets of apparatus provided for each experiment should be  $\frac{1}{2}N$ , where  $N$  is the number of candidates taking the exam.
- Candidates must **not** be provided with any additional apparatus beyond that specified in these instructions.
- Candidates should be allowed access to the apparatus for each experiment for one hour only.
- After spending one hour on one experiment, candidates should change over to the other experiment.
- The order in which a candidate attempts the two experiments is immaterial.

### Assistance to candidates

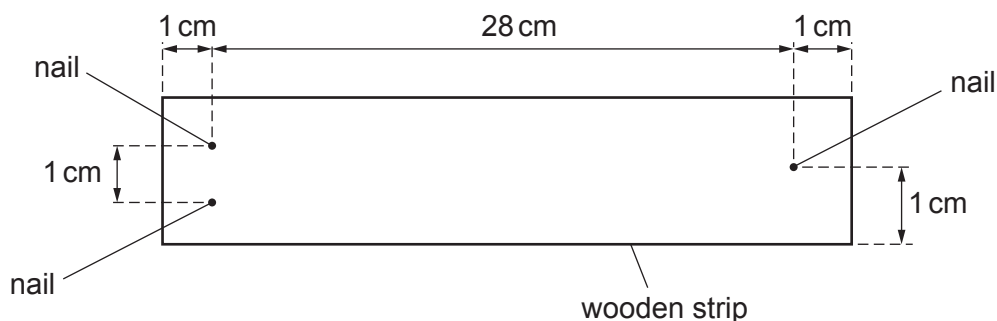
- Candidates should be informed that, if they find themselves in real difficulty, they may ask the supervisor for practical assistance, but that the extent of this assistance will be reported to the examiner, who may not award full credit for the relevant skills.
- Assistance should only be given when it is asked for by a candidate or where apparatus is seen to have developed a fault.
- Assistance should be restricted to enabling candidates to make observations and measurements. Observations and measurements must **not** be made for candidates, and no help should be given with data analysis or evaluation.
- In cases of faulty apparatus that prevent the required measurements from being taken, the supervisor should allow extra time to give the candidate a fair opportunity to perform the experiment as if the fault had not been present.
- Any assistance or extra time given to candidates must be recorded in the supervisor's report.

**Materials and apparatus for Question 1 (per set of apparatus unless otherwise specified)**

- Wooden strip of approximate dimensions 30 cm × 2 cm × 1 cm. See Note 1.
- Three nails each of approximate length 2 cm. See Note 1.
- 62 cm length of 32 swg (0.274 mm diameter) nichrome wire. See Note 2 and Note 3.
- Three 1.5V dry cells (or 4.5V d.c. power supply) with terminals.
- Digital ammeter set to the range 0–200 mA reading to the nearest 0.1 mA or better. If a digital multimeter is used, the range should be fixed and any unused terminals should be covered.
- Digital voltmeter set to the range 0–20V reading to the nearest 0.01 V or better. If a digital multimeter is used, the range should be fixed and any unused terminals should be covered.
- Two component holders.
- 12  $\Omega$  resistor labelled 12  $\Omega$ . See Note 4.
- 33  $\Omega$  resistor labelled 33  $\Omega$ . See Note 4.
- 47  $\Omega$  resistor labelled 47  $\Omega$ . See Note 4.
- 56  $\Omega$  resistor labelled 56  $\Omega$ . See Note 4.
- 82  $\Omega$  resistor labelled 82  $\Omega$ . See Note 4.
- Two crocodile clips. See Note 5.
- Eight connecting leads.
- Switch.
- Micrometer screw gauge (shared between, at most, four candidates).

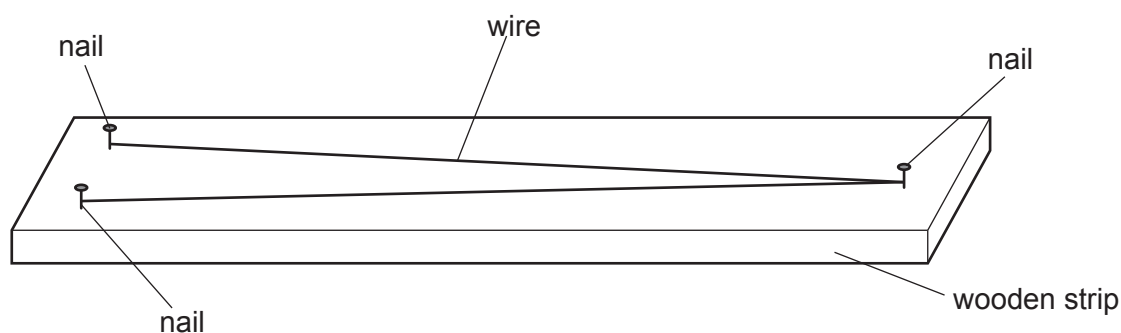
**Notes**

- 1 Hammer the three nails into the wooden strip in the positions shown in Fig. 1.1.



**Fig. 1.1** (not to scale)

- 2 If this wire is not available, other resistance wire of approximate resistance  $20\ \Omega\ \text{m}^{-1}$  may be used. If other resistance wire is used, the diameter of the wire **must** be noted in the supervisor's report.
- 3 Secure the wire to the nails as shown in Fig. 1.2. The wire should lie flat on the wooden strip. Remove any excess wire.



**Fig. 1.2** (not to scale)

- 4 All resistors should have a minimum power rating of  $0.25\ \text{W}$  and a maximum tolerance of 5% (e.g. RS Components stock number 806-6499 for the  $33\ \Omega$  resistor).
- 5 The jaws of the crocodile clips should be cleaned so that they make a good electrical contact with the resistance wire.
- 6 The apparatus should be laid out on the bench. If the apparatus is to be used by another candidate, then it should be dismantled and restored to its original state.

**Materials and apparatus for Question 2 (per set of apparatus unless otherwise specified)**

- Stand of height at least 60 cm.
- Boss. See Note 1.
- Pulley with an approximate diameter of 5 cm. See Note 1.
- String of length 65 cm. See Note 2.
- Adhesive putty of approximate mass 2 g.
- Triangular prism of approximate height 3 cm suitable for use as a pivot.
- 10 g mass hanger.
- 10 g slotted mass.
- 20 paper clips each of approximate length 3.5 cm.
- Small container for the paper clips and adhesive putty.
- Metre rule with a millimetre scale.
- Stop-watch reading to 0.1 s or better.
- Top-pan balance measuring to 0.1 g or better (shared between, at most, six candidates).

**Notes**

- 1 It should be possible to attach the pulley to the stand using the boss. If necessary, a clamp should be provided.
- 2 One end of the string should be tied in a loop of circumference 1 cm.
- 3 The apparatus should be laid out on the bench. If the apparatus is to be used by another candidate, then it should be restored to its original state. Any adhesive putty attached to the apparatus should be removed and returned to the container. New paper clips should be provided.

---

Permission to reproduce items where third-party owned material protected by copyright is included has been sought and cleared where possible. Every reasonable effort has been made by the publisher (UCLES) to trace copyright holders, but if any items requiring clearance have unwittingly been included, the publisher will be pleased to make amends at the earliest possible opportunity.

To avoid the issue of disclosure of answer-related information to candidates, all copyright acknowledgements are reproduced online in the Cambridge Assessment International Education Copyright Acknowledgements Booklet. This is produced for each series of examinations and is freely available to download at [www.cambridgeinternational.org](http://www.cambridgeinternational.org) after the live examination series.

Cambridge Assessment International Education is part of Cambridge Assessment. Cambridge Assessment is the brand name of the University of Cambridge Local Examinations Syndicate (UCLES), which is a department of the University of Cambridge.

**Supervisor's report**

Syllabus and component number

				/		
--	--	--	--	---	--	--

Centre number

--	--	--	--	--

Centre name .....

Time of the practical session .....

Laboratory name/number .....

**Give details of any difficulties experienced by the centre or by candidates (include the relevant candidate names and candidate numbers).**

You must include:

- any difficulties experienced by the centre in the preparation of materials
- any difficulties experienced by candidates, e.g. due to faulty materials or apparatus
- any specific assistance given to candidates.

**Declaration**

- 1 Each packet that I am returning to Cambridge International contains all of the following items:
  - the scripts of the candidates specified on the bar code label provided
  - the supervisor’s results relevant to these candidates
  - the supervisor’s reports relevant to these candidates
  - seating plans for each practical session, referring to each candidate by candidate number
  - the attendance register.
- 2 Where the practical exam has taken place in more than one practical session, I have clearly labelled the supervisor’s results, supervisor’s reports and seating plans with the time and laboratory name/number for each practical session.
- 3 I have included details of difficulties relating to each practical session experienced by the centre or by candidates.
- 4 I have reported any other adverse circumstances affecting candidates, e.g. illness, bereavement or temporary injury, directly to Cambridge International on a *special consideration form*.

Signed ..... (supervisor)

Name (in block capitals) .....