



# Cambridge IGCSE™

CANDIDATE  
NAME

--

CENTRE  
NUMBER

--	--	--	--	--

CANDIDATE  
NUMBER

--	--	--	--



**MATHEMATICS**

**0580/31**

Paper 3 (Core)

**May/June 2021**

**2 hours**

You must answer on the question paper.

You will need: Geometrical instruments

## INSTRUCTIONS

- Answer **all** questions.
- Use a black or dark blue pen. You may use an HB pencil for any diagrams or graphs.
- Write your name, centre number and candidate number in the boxes at the top of the page.
- Write your answer to each question in the space provided.
- Do **not** use an erasable pen or correction fluid.
- Do **not** write on any bar codes.
- You should use a calculator where appropriate.
- You may use tracing paper.
- You must show all necessary working clearly.
- Give non-exact numerical answers correct to 3 significant figures, or 1 decimal place for angles in degrees, unless a different level of accuracy is specified in the question.
- For  $\pi$ , use either your calculator value or 3.142.

## INFORMATION

- The total mark for this paper is 104.
- The number of marks for each question or part question is shown in brackets [ ].

This document has **16** pages.

- 1 (a) Strawberries cost \$4.20 per kilogram and cream costs \$8.56 per litre.  
Venus buys 1.2 kg of strawberries and 125 ml of cream.

Work out the total cost.

\$ ..... [3]

- (b) Ravi has \$20.  
A pineapple costs \$1.45 .

Work out the largest number of pineapples Ravi can buy and the change he receives.

Number of pineapples .....

Change \$ ..... [3]

- (c) Abraham has a box of 72 biscuits.  
He gives  $\frac{2}{9}$  of the biscuits to his grandmother.  
He then gives  $\frac{3}{7}$  of the biscuits that are left to his cousin.

Work out how many biscuits Abraham has now.

..... [3]

- (d) Flo makes 84 cakes.  
She sells 35 of these cakes.

Calculate the percentage of the cakes that she sells.

..... % [1]

- (e) A bag contains 132 sweets.  
The sweets are shared between Beatrix and Volker in the ratio  $\text{Beatrix} : \text{Volker} = 5 : 7$ .

Work out the number of sweets they each receive.

Beatrix .....

Volker ..... [2]

- (f) Jed sells desserts for \$24 each.  
Each dessert costs \$12.80 to make.

(i) Work out his percentage profit.

..... % [2]

- (ii) The cost to make each dessert increases to \$13.60 .  
Jed wants to make the same percentage profit.

Work out the new selling price.

\$ ..... [2]

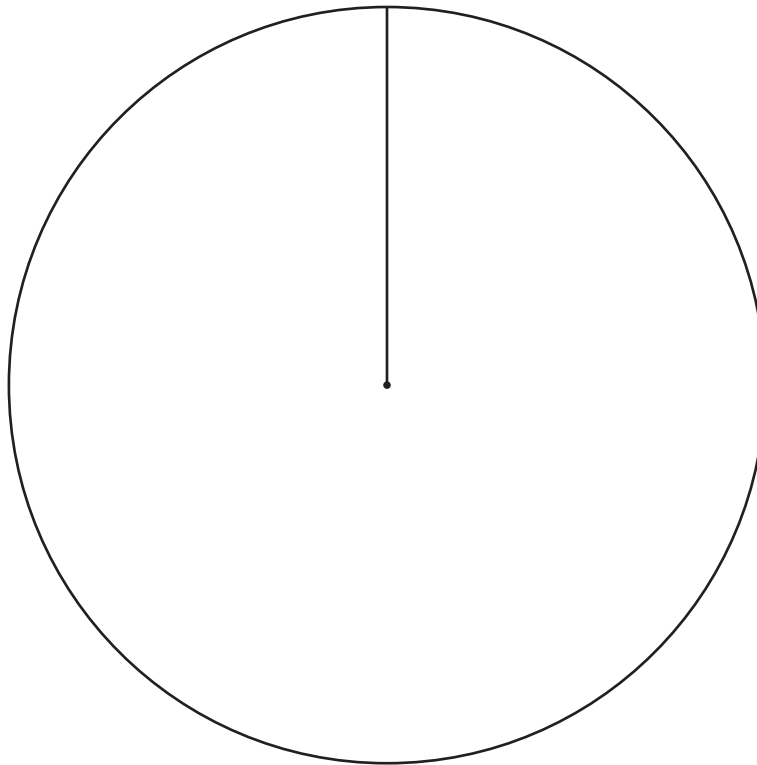
- 2 (a) Anika asks 15 friends how many marbles they have. The results are shown in the table.

Number of marbles	Frequency	Pie chart sector angle
0	2	
1 to 10	8	
11 to 50	4	
More than 50	1	

(i) Complete the table.


[2]

(ii) Complete the pie chart.




[2]

(b)



Bag *A*



Bag *B*

Bag *A* contains 2 black marbles and 3 white marbles.  
 Bag *B* contains 5 black marbles and 8 white marbles.

(i) Write down the probability that a marble picked at random from bag *A* is black.

..... [1]

(ii) Toby says,  
 ‘You are more likely to pick a black marble at random from bag *B* than from bag *A*  
 because bag *B* has more black marbles.’

Is Toby correct?  
 Give a reason for your answer.

..... because ..... [2]

(iii) Toby adds some marbles to bag *B*.  
 The probability of picking a black marble at random from either bag is now the same.

Work out the smallest number of black marbles and white marbles he adds to bag *B*.

Black .....

White ..... [2]

- 3 The scale drawing shows the position of town  $R$  on a map.  
The scale is 1 centimetre represents 5 kilometres.



Scale : 1 cm to 5 km

- (a) Town  $M$  is 36 km from  $R$  on a bearing of  $163^\circ$ .

Mark the position of  $M$  on the map.

[2]

(b) A railway track, 36 km long, is to be built in a straight line from  $R$  to  $M$ .

(i) The track costs \$1070 per metre to build.

Work out the cost of building the track.

\$ ..... [2]

(ii) 15 people can build 60 metres of track per day.

Work out how many days it will take 45 people to build the whole track.

..... days [3]

(c) Trains will travel the 36 km at an average speed of 75 km/h.

Work out the journey time.  
Give your answer in minutes.

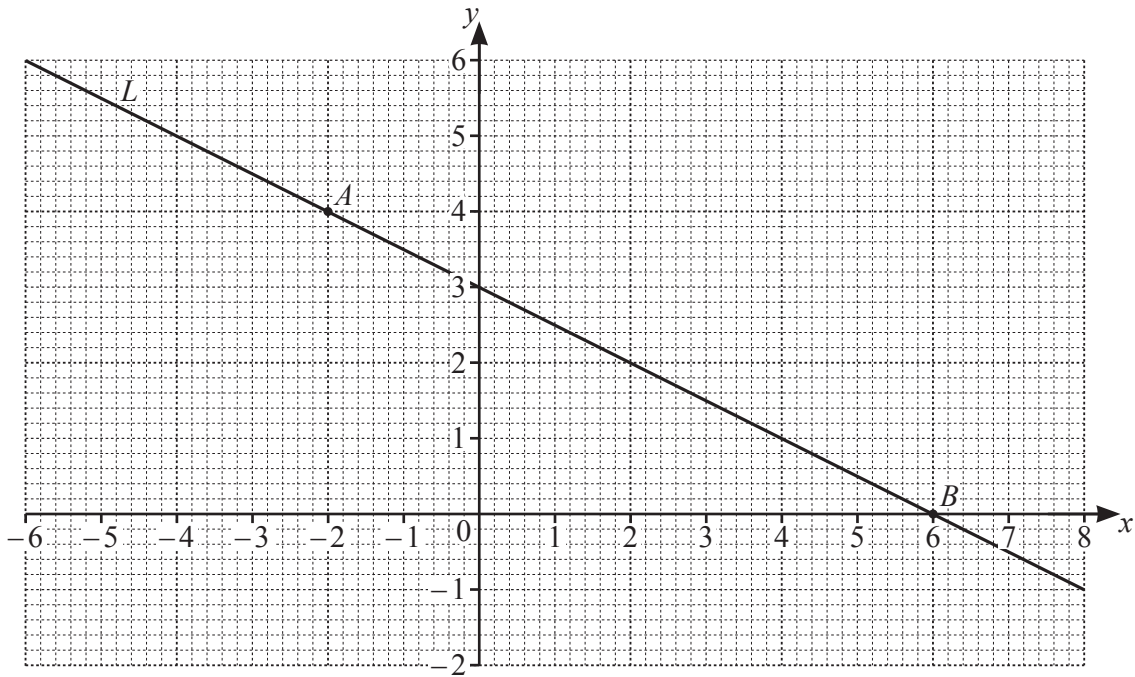
..... min [2]

(d) Town  $K$  is on a bearing of  $312^\circ$  from  $R$ .

Work out the bearing of  $R$  from  $K$ .

..... [2]

4 The diagram shows a line  $L$  and two points,  $A$  and  $B$ , on a grid.



(a) Write down the coordinates of point  $A$ .  
 ( ..... , ..... ) [1]

(b) (i) Find the gradient of line  $L$ .  
 ..... [1]

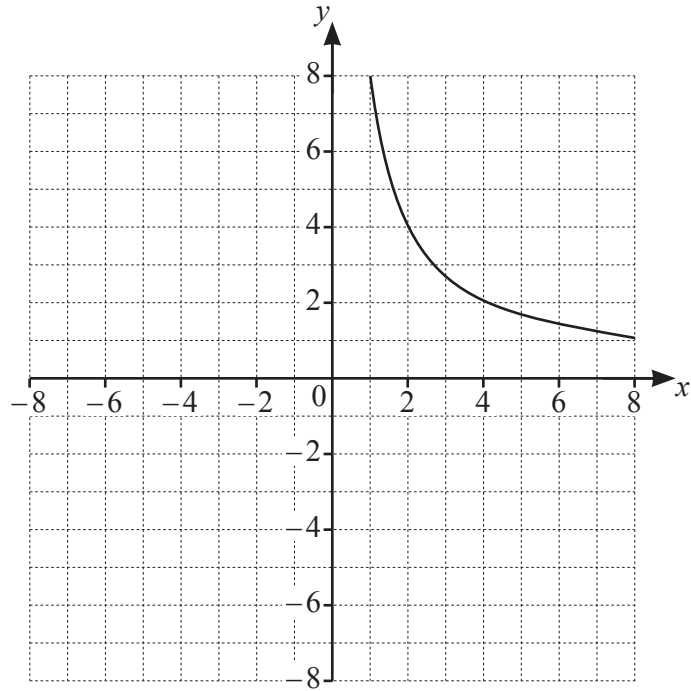
(ii) Write down the equation of line  $L$  in the form  $y = mx + c$ .  
 $y =$  ..... [2]

(c) (i) Draw a line that is perpendicular to line  $L$  and passes through the point  $A$ . [1]

(ii) This line crosses the  $x$ -axis at point  $C$ .  
 Mark point  $C$  on the grid and write down the coordinates of point  $C$ .  
 ( ..... , ..... ) [1]

(iii) Find, by measuring, the perimeter of triangle  $ABC$ .  
 ..... cm [2]





The diagram shows the graph of  $y = \frac{k}{x}$  for  $1 \leq x \leq 8$ .

(a) Use the graph to find the value of  $x$  when  $y = 4$ .

$x = \dots\dots\dots$  [1]

(b) (i) Show that  $k = 8$ .

[1]

(ii) Calculate the value of  $y$  when  $x = 250$ .

$y = \dots\dots\dots$  [1]

(c) (i) Complete this table of values for  $y = \frac{8}{x}$ .

$x$	-8	-4	-2	-1
$y$				

[2]

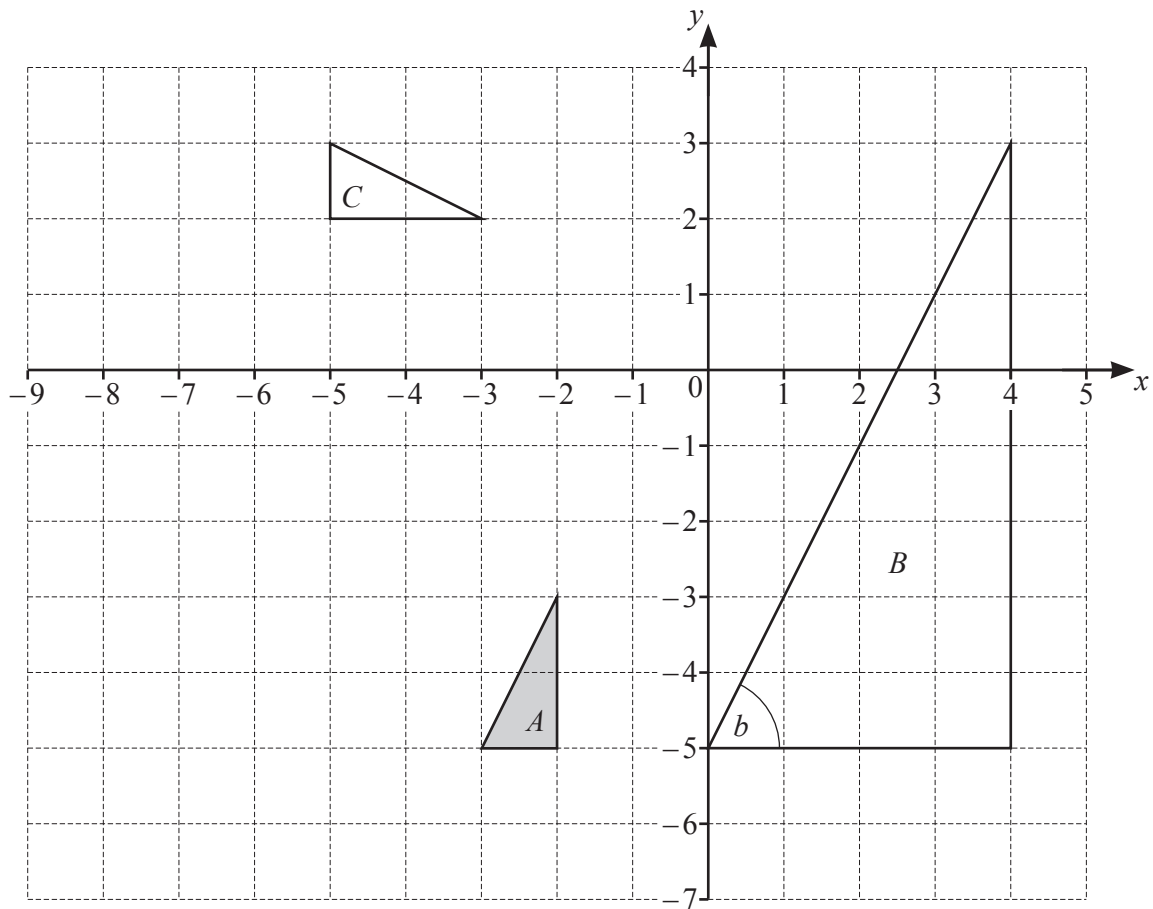
(ii) On the grid, draw the graph of  $y = \frac{8}{x}$  for  $-8 \leq x \leq -1$ .

[3]

(d) Write down the equation of each line of symmetry of the graph.

$\dots\dots\dots$  and  $\dots\dots\dots$  [2]

6 The diagram shows three triangles,  $A$ ,  $B$  and  $C$ , on a  $1 \text{ cm}^2$  grid.



(a) Describe fully the **single** transformation that maps

(i) triangle  $A$  onto triangle  $B$ ,

.....  
 ..... [3]

(ii) triangle  $A$  onto triangle  $C$ .

.....  
 ..... [3]

(b) On the grid, draw the image of

(i) triangle  $A$  after a translation by the vector  $\begin{pmatrix} -5 \\ 4 \end{pmatrix}$ , [2]

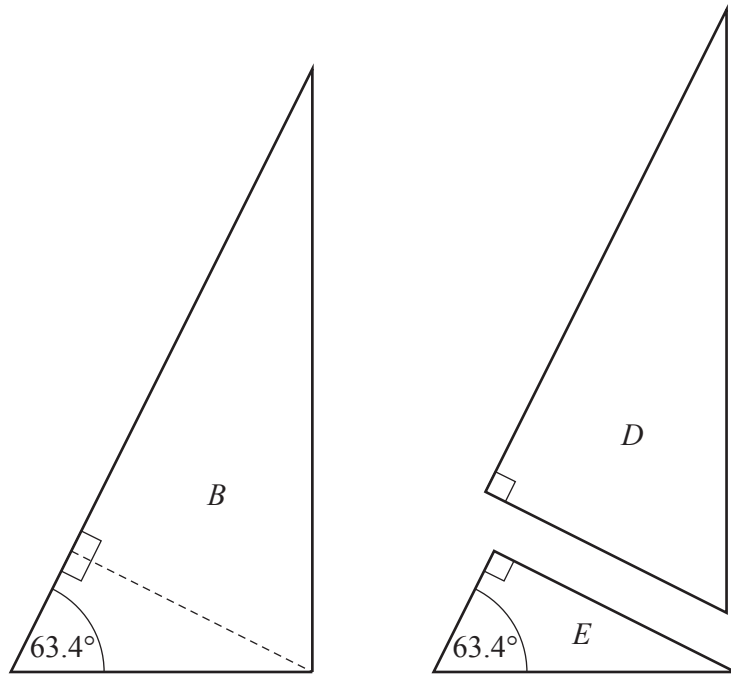
(ii) triangle  $A$  after a reflection in the line  $x = -4.5$ . [2]

(c) The diagram also shows an angle  $b$  in triangle  $B$ .

Use trigonometry to show that angle  $b$  is  $63.4^\circ$ , correct to 1 decimal place.

[2]

(d)



Two new triangles,  $D$  and  $E$ , are made from triangle  $B$ , as shown in the diagram.

Are all three triangles similar?

Give a reason for your answer.

..... because .....

..... [2]

7 (a) Martin, Suki and Pierre make clocks.

In one week

- Martin makes  $x$  clocks.
- Suki makes 3 fewer clocks than Martin.
- Pierre makes twice as many clocks as Suki.

(i) Write an expression for the total number of clocks they make in one week. Give your expression in its simplest form.

..... [3]

(ii) The total number of clocks they make in one week is 35.


(a) Work out the value of  $x$ .

$x =$  ..... [3]

(b) Work out how many more clocks Pierre makes than Martin.

..... [2]

(b)



(i) Complete the clock diagram to show the time 2.30 pm.

[1]

(ii) Calculate the obtuse angle between the hands of the clock at 2.30 pm.

..... [2]

- (c) Work out the number of seconds in 10 days.  
Give your answer in standard form.

..... seconds [2]

- (d) A clock is started at 15 00.  
The clock is not working correctly and is slow.  
The clock loses 8 minutes every hour so after one hour the clock shows 15 52.

What time will the clock show  $3\frac{1}{2}$  hours after it is started?

..... [2]

- (e) The times on two clocks are checked regularly.

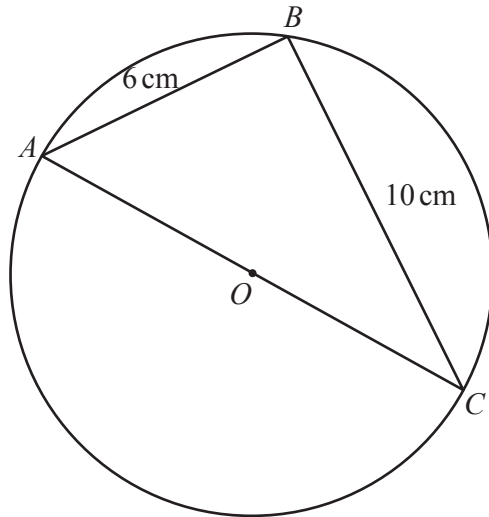
One clock is checked every 6 days.  
The other clock is checked every 8 days.

Both clocks are checked on 1st January 2021.

Find the number of days during 2021 when both clocks will be checked on the same day.  
[There are 365 days in 2021.]

..... [4]

8 (a)



NOT TO SCALE

$A$ ,  $B$  and  $C$  lie on a circle, centre  $O$ , diameter  $AC$ .

(i) Complete this statement.

Angle  $ABC$  is  $90^\circ$  because ..... [1]

(ii) Work out the area of triangle  $ABC$ .

.....  $\text{cm}^2$  [2]


(iii) Work out  $AC$ .

$AC =$  .....  $\text{cm}$  [2]

(b) Make  $r$  the subject of the formula  $A = \pi r^2$ .

$r =$  ..... [2]

(c)

NOT TO  
SCALE

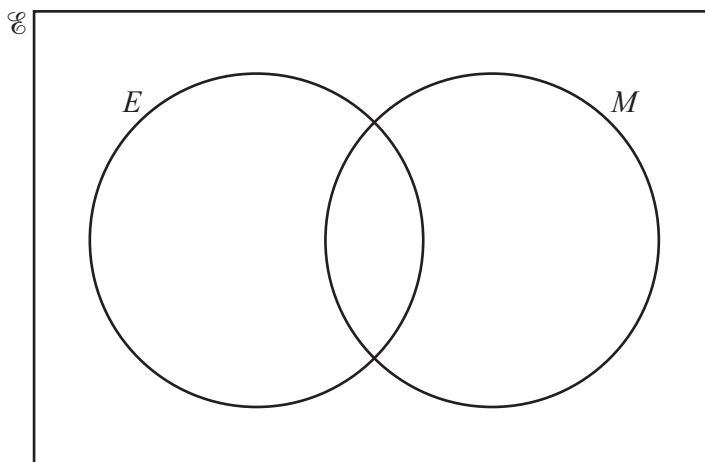
The diagram shows a circle inside a square.  
The circle touches the four sides of the square.  
The area of the square is  $81 \text{ cm}^2$ .

Calculate the shaded area.

.....  $\text{cm}^2$  [4]

**Question 9 is printed on the next page.**

- 9 (a)  $\mathcal{U} = \{1, 2, 3, 4, 5, 6, 7, 8, 9, 10, 11, 12\}$   
 $E = \{x: x \text{ is an even number}\}$   
 $M = \{x: x \text{ is a multiple of } 3\}$



(i) Complete the Venn diagram. [2]

(ii) Write down  $n(E \cup M)$ .  
 ..... [1]

(iii) A number is chosen at random from the universal set  $\mathcal{U}$ .  
 Write down the probability that the number is in the set  $E \cap M$ .  
 ..... [2]

(b) Meg says that an even number cannot be a prime number.

Is she correct?

Give a reason for your answer.

..... because ..... [1]

Permission to reproduce items where third-party owned material protected by copyright is included has been sought and cleared where possible. Every reasonable effort has been made by the publisher (UCLES) to trace copyright holders, but if any items requiring clearance have unwittingly been included, the publisher will be pleased to make amends at the earliest possible opportunity.

To avoid the issue of disclosure of answer-related information to candidates, all copyright acknowledgements are reproduced online in the Cambridge Assessment International Education Copyright Acknowledgements Booklet. This is produced for each series of examinations and is freely available to download at [www.cambridgeinternational.org](http://www.cambridgeinternational.org) after the live examination series.

Cambridge Assessment International Education is part of the Cambridge Assessment Group. Cambridge Assessment is the brand name of the University of Cambridge Local Examinations Syndicate (UCLES), which itself is a department of the University of Cambridge.